

Creating a team match

First click on the line under **Play or Watch Bridge** that reads: Competitive -> Tournaments -> Other competitive games -> Team matches – Create Team Match.

The screenshot shows the 'Create Team Match' dialog box with the 'Identification' tab selected. The title field contains 'Kenmore Teams 15 July Russell vs Dunning', the description field contains '+++++Private+++++', and the team names are 'Russell' and 'Dunning'. The 'Identification' tab is circled in blue.

After you create a match Under IDENTIFICATION, give it a Title and Description and name the TEAMS.

Suggest in Title: **Kenmore Teams date**

Description: **++Private++** (Note ++ signs are VIP)

Then Click on the OPTIONS Tab

The screenshot shows the 'Create Team Match' dialog box with the 'Options' tab selected. The 'Form of scoring' section has 'IMPs' selected. The 'Deal source' section has 'Use random deals' selected. The 'Options' section has 'Allow kibitzers', 'Allow Undos', and 'Barometer scoring' checked. The 'Options' tab is circled in blue.

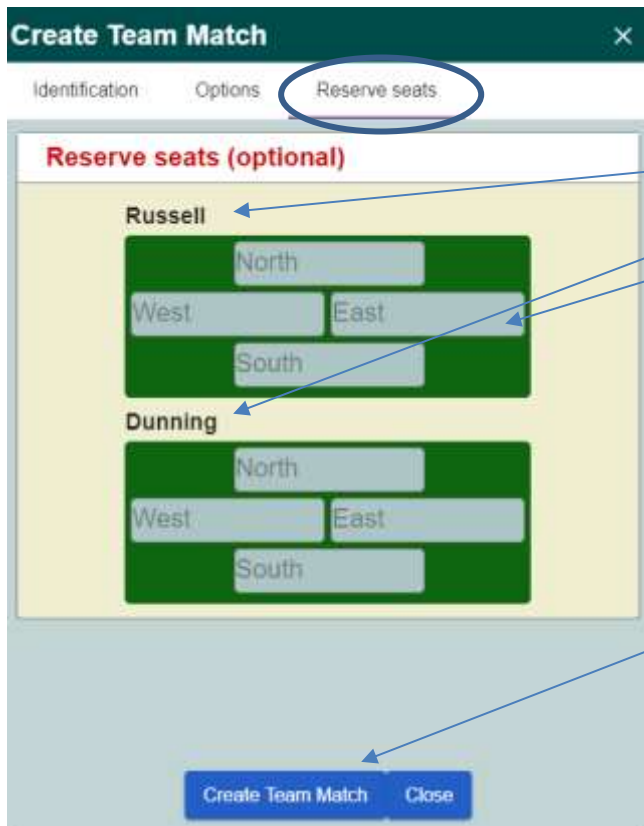
Keep scoring as IMPs

Change the number of boards

Untick "Allow Kibitzers" the Chat with Players can also be removed.

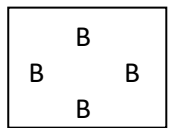
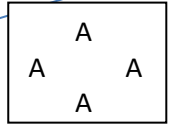
This is optional – if you are helping players by Kibitzing at their table, DO NOT UNCHECK.

If you have saved deals on your computer, you can click "Use Saved Deals" and select the folder. Most of the time just leave it as the default.



Here you will see the two Team Captains. Click on the RESERVE SEATS tab for each direction and insert the players nickname into each seat.

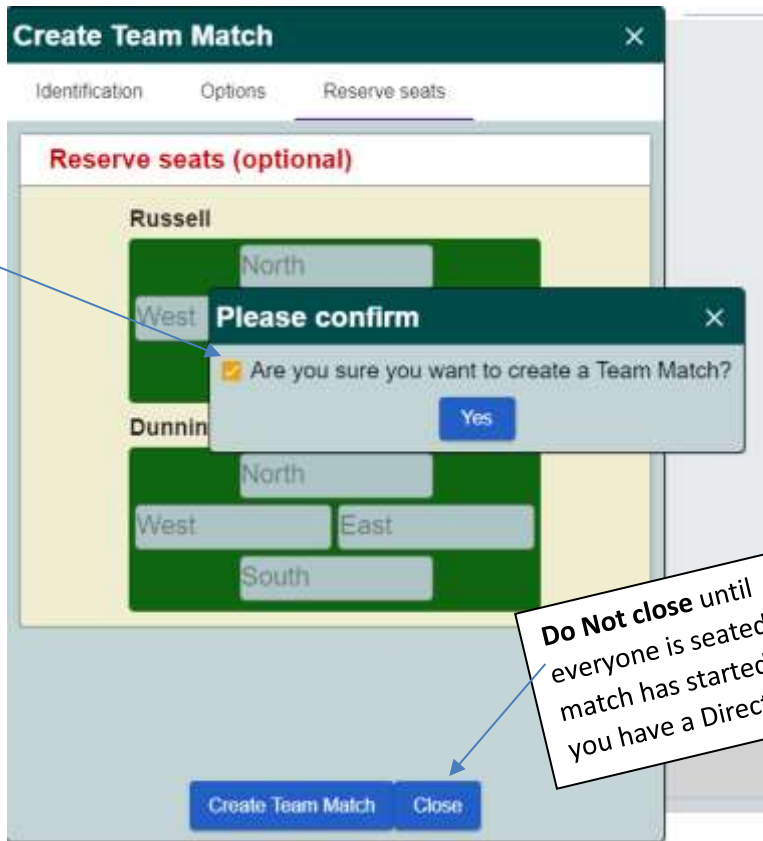
Then with each seat filled, **and when all players are in the lobby** click "Create Team Match"



You can reserve the places at each table: One team per table. BBO reseats them.

A fly-out menu will then ask if you Are sure you want to create a Team Match. Tick the box and click on YES.

Your team Match will now be ready to start play!



Invitations will be sent to each participant. Or participants can find their table in the Teams area in BBO and click on the seat reserved for them.

Frequently someone apparently does not accept the invitation so match does not start. Press Create Team Match again.

Do Not close until everyone is seated, match has started and you have a Director Tab.

The person who set up the team match is the person who can replace people in seats at either table.

When seated at the table the Blue hamburger offers options. Any player can click on the blue box with bars and call the director.

When you **Call the Director** this box will appear for whoever presses it.

If you want a stray person to leave the table... in private chat explain this is a reserved game and ask him/her to click on the blue box with bars and call director and to withdraw from this team match

I think it is only the person who set up the team who can select: 'Replace a player with a substitute'.

Why are you calling the Director?

I need a director to come to this table

Withdraw from this team match

Replace a player with a substitute

Call Director

Cancel

Why are you calling the Director?

I need a director to come to this table

Withdraw from this team match

Replace a player with a substitute

Player

Substitute

Call Director

Cancel

Type the name of the person who is to be replaced ... or type 'sit' if the person has already left.

Then type name of the person you want in that position. **Press Enter**

They receive an invitation or can click on their name in the seat position if kibitzing the table.

DO NOT call the Director

To see the results and how you're doing (or how the team you are watching is doing) click on **My Results** at the top right of your screen. You will see your results on the hands you have played, and if you click on **Other Table** you will see how the other table did on the same hands played up to that time. This option to see the other table's results is only available if the team game has been set up to have **Barometer** scoring.

As each table finishes their final board the table will disappear. The other table may still be playing.

Results will be found for each person in their History tab.

The Director has access to the results for about 20 mins while they still have the director tab.

Watch these videos: Creating a team match on BBO

<https://www.youtube.com/watch?v=5kiuLfsQRIY&feature=youtu.be>

Three common mistakes when creating team matches on BBO

<https://www.youtube.com/watch?v=6BrjjHZE58>